

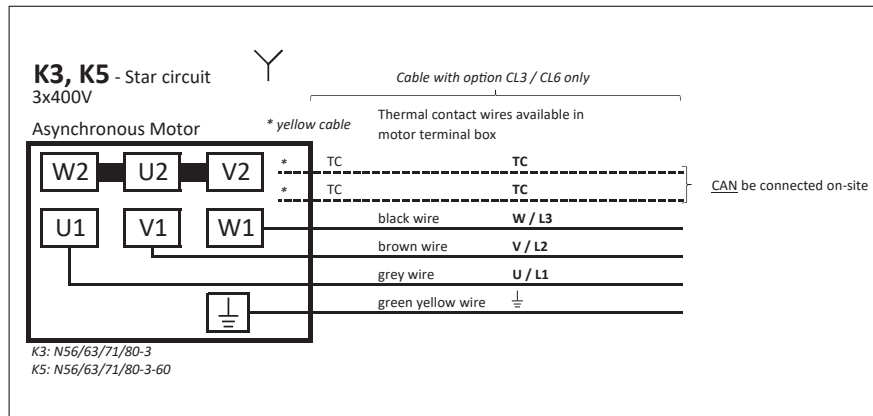

Asynchronous drives

K3 – 3×400 V, 50 Hz, Y-connected
K5 – 3×400 V, 60 Hz, Y-connected

Rotation direction for asynchronous motors

down	W = 3	up	W = 3
↓	V = 1	↑	V = 2
	U = 2		U = 1

For below wiring diagrams,
the rotation direction is downwards.



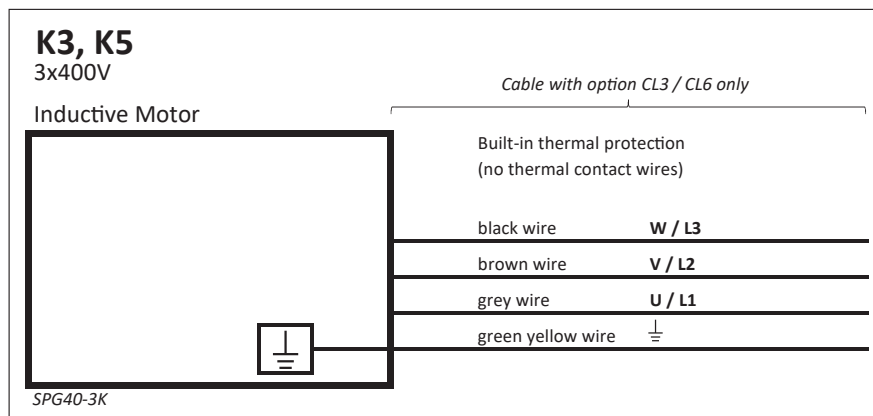
Inductive drive

K3 – 3×400 V, 50 Hz
K5 – 3×400 V, 60 Hz

Rotation direction for inductive motors

down	W = 3	up	W = 3
↓	V = 2	↑	V = 1
	U = 1		U = 2

For below wiring diagrams,
the rotation direction is downwards.



Contact

Headquarters

Hoval Aktiengesellschaft
 Austrasse 70
 9490 Vaduz
 Liechtenstein
 Tel. +423 399 24 00
 Fax +423 399 27 31
 info.klimatechnik@hoval.com
 www.hoval-energyrecovery.com

United Kingdom

Hoval Ltd.
 Northgate, Newark
 Nottinghamshire
 NG24 1JN
 United Kingdom
 Tel. +44 1636 672 711
 Fax +44 1636 673 532
 heatrecovery@hoval.co.uk
 www.hoval-energyrecovery.com

Sweden

Hoval AB
 Hedenstorsvägen 4
 555 93 Jönköping
 Sweden
 Tel. +46 36 375660
 Fax +46 36 375668
 info.se@hoval.com
 www.hoval-energyrecovery.com

China

Hoval Oriental Beijing Heating Tech Co., Ltd
 Rm.1408 Guangming Hotel
 Liangmaqiao Road Chaoyang District
 100125 Beijing
 P.R. China
 Tel: +86 10 646 36 878
 Fax: +86 10 646 42 270
 info@hoval.com.cn
 www.hoval.com.cn